

INDEX

04

OVERVIEW

06

DNA A COLORI

12

NCS

**PENSARE
A COLORI
THINK
IN COLOUR**

154

REFERENZE

162

DATI TECNICI

PRODUCTS INDEX

14

GRES PORCELLANATO SMALTATO
GLAZED PORCELAIN STONEWARE

16 I CLASSICI

36 6x25

48 PEZZI SPECIALI

52 REVERSO

60 METRO

70 20x20 OTTAGONO

76 METRO PEZZI SPECIALI

78 FORMATI&COLORI

82

FULL BODY RIO A+B
UNGLAZED PORCELAIN STONEWARE

84 I TECNICI

94 10x10 ASTRATTO

102 10x10 OTTAGONO

110 5x5 ESAGONO

118 BUTTERFLY

126 FORMATI&COLORI

128

PERSONALIZZAZIONI

130 LE FANTASIE

132 MIX MISCELE

142 LE GEOMETRIE

150 TRANSFER

| | bianco | quarzo | perla | antracite | torba | nero | cotone | canapa | caramello | tortora | t. di moro | banana | cedro | vanadio | cromo | paprika | corallo | vermiglio | rubino |
|-----------------------|--------|--------|-------|-----------|-------|------|--------|--------|-----------|---------|------------|--------|-------|---------|-------|---------|---------|-----------|--------|
| MATT | | | | | | | | | | | | | | | | | | | |
| PEI | 4 | 4 | 3 | 2 | 3 | 2 | 4 | 4 | 2 | 2 | 2 | 4 | 3 | 3 | 2 | 3 | 2 | 2 | 2 |
| 2,5x2,5 rete | | | | | | | | | | | | | | | | | | | |
| 5x5 rete | | | | | | | | | | | | | | | | | | | |
| 3x10 rete | | | | | | | | | | | | | | | | | | | |
| 5x5 - 5x20 | | | | | | | | | | | | | | | | | | | |
| 6x25 | | | | | | | | | | | | | | | | | | | |
| 7,5x7,5 reverso | | | | | | | | | | | | | | | | | | | |
| 7,5x7,5 diamantato | | | | | | | | | | | | | | | | | | | |
| 10x10 - 20x20 | | | | | | | | | | | | | | | | | | | |
| 10x20 | | | | | | | | | | | | | | | | | | | |
| 10x30 - 10x60 - 20x60 | | | | | | | | | | | | | | | | | | | |
| 7,5x15 reverso | | | | | | | | | | | | | | | | | | | |
| 7,5x15 diamantato | | | | | | | | | | | | | | | | | | | |
| 15x15 - 30x30 | | | | | | | | | | | | | | | | | | | |
| 20x20 ottagono | | | | | | | | | | | | | | | | | | | |

| | talco | salgemma | piombo | pirite | arsenico | lava | navona | alabastro | zircone | zolfo | arenaria | granato |
|-----------------------|-------|----------|--------|--------|----------|------|--------|-----------|---------|-------|----------|---------|
| LUCIDI | | | | | | | | | | | | |
| PEI | 4 | 4 | 3 | 3 | 2 | 2 | 4 | 4 | 3 | 3 | 3 | 2 |
| 2,5x2,5 rete | | | | | | | | | | | | |
| 3x10 rete | | | | | | | | | | | | |
| 5x5 rete | | | | | | | | | | | | |
| 5x5 | | | | | | | | | | | | |
| 6x25 | | | | | | | | | | | | |
| 7,5x7,5 reverso | | | | | | | | | | | | |
| 7,5x7,5 diamantato | | | | | | | | | | | | |
| 10x10 - 20x20 | | | | | | | | | | | | |
| 10x20 | | | | | | | | | | | | |
| 10x30 - 10x60 - 20x60 | | | | | | | | | | | | |
| 7,5x15 reverso | | | | | | | | | | | | |
| 7,5x15 diamantato | | | | | | | | | | | | |
| 7,5x15 | | | | | | | | | | | | |
| 15x15 - 30x30 | | | | | | | | | | | | |
| 15x15 diamantato | | | | | | | | | | | | |
| 20x20 ottagono | | | | | | | | | | | | |

| | fluoro | alluminio | nickel | carbonio | sodio | sabbia | xeno | terra | ottone | gres | ruggine |
|--------------------------|--------|-----------|--------|----------|-------|--------|------|-------|--------|------|---------|
| FULL BODY RIO A+B | | | | | | | | | | | |
| 2,5x2,5 rete | | | | | | | | | | | |
| 5x5 rete esagono | | | | | | | | | | | |
| 3x10 rete | | | | | | | | | | | |
| 5x5 rete | | | | | | | | | | | |
| 6x25 | | | | | | | | | | | |
| 10x10 | | | | | | | | | | | |
| 20x20 | | | | | | | | | | | |
| 10x10 ottagono | | | | | | | | | | | |
| butterfly | | | | | | | | | | | |

| | lecco | onno | bindo |
|-------------------------|-------|------|-------|
| ANTISLIP RIO A+B | | | |
| PEI | 4 | 4 | 3 |
| 5x5 rete | | | |
| 10x10 - 20x20 | | | |

OVERVIEW

| malva | pompelmo | indaco | melanzana | cobalto | avio | galassia | pioggia | polvere | notte | azzurro | marina | baia | salvia | edera | aloe | anice | felce | mela | kiwi | avocado | MATT |
|-------|----------|--------|-----------|---------|------|----------|---------|---------|-------|---------|--------|------|--------|-------|------|-------|-------|------|------|---------|-----------------------|
| 4 | 3 | 2 | 2 | 2 | 2 | 3 | 3 | 3 | 2 | 4 | 3 | 4 | 3 | 4 | 4 | 3 | 3 | 3 | 3 | 3 | PEI |
| | | | | | | | | | | | | | | | | | | | | | 2,5x2,5 rete |
| | | | | | | | | | | | | | | | | | | | | | 5x5 rete |
| | | | | | | | | | | | | | | | | | | | | | 3x10 rete |
| | | | | | | | | | | | | | | | | | | | | | 5x5 - 5x20 |
| | | | | | | | | | | | | | | | | | | | | | 6x25 |
| | | | | | | | | | | | | | | | | | | | | | 7,5x7,5 reverso |
| | | | | | | | | | | | | | | | | | | | | | 7,5x7,5 diamantato |
| | | | | | | | | | | | | | | | | | | | | | 10x10 - 20x20 |
| | | | | | | | | | | | | | | | | | | | | | 10x20 |
| | | | | | | | | | | | | | | | | | | | | | 10x30 - 10x60 - 20x60 |
| | | | | | | | | | | | | | | | | | | | | | 7,5x7,5 reverso |
| | | | | | | | | | | | | | | | | | | | | | 7,5x7,5 diamantato |
| | | | | | | | | | | | | | | | | | | | | | 15x15 - 30x30 |
| | | | | | | | | | | | | | | | | | | | | | 20x20 ottagono |

| berillo | navy | petrolio | tundra | silicio | stagno | rame | lime | LUCIDI |
|---------|------|----------|--------|---------|--------|------|------|-----------------------|
| 2 | 2 | 2 | 4 | 3 | 3 | 2 | 3 | PEI |
| | | | | | | | | 2,5x2,5 rete |
| | | | | | | | | 3x10 rete |
| | | | | | | | | 5x5 rete |
| | | | | | | | | 5x5 |
| | | | | | | | | 6x25 |
| | | | | | | | | 7,5x7,5 reverso |
| | | | | | | | | 7,5x7,5 diamantato |
| | | | | | | | | 10x10 - 20x20 |
| | | | | | | | | 10x20 |
| | | | | | | | | 10x30 - 10x60 - 20x60 |
| | | | | | | | | 7,5x15 reverso |
| | | | | | | | | 7,5x15 diamantato |
| | | | | | | | | 7,5x15 |
| | | | | | | | | 15x15 - 30x30 |
| | | | | | | | | 20x20 ottagono |

| agata | zaffiro | acqua | ossido | giada | FULL BODY R10 A+B |
|-------|---------|-------|--------|-------|------------------------------|
| | | | | | 2,5x2,5 rete |
| | | | | | 5x5 rete esagono |
| | | | | | 3x10 rete |
| | | | | | 5x5 rete |
| | | | | | 6x25 |
| | | | | | 10x10 |
| | | | | | 20x20 |
| | | | | | 10x10 ottagono |
| | | | | | butterfly |

| ANTISLIP R10 A+B |
|-----------------------------|
| PEI |
| 5x5 rete |
| 10x10 - 20x20 |

DNA A COLORI COLORFULL DNA

La ricerca sul colore, portata avanti con coerenza e professionalità, si concretizza in una nuova gamma di prodotti da pavimento e rivestimento che costituiscono un progetto organico fatto di nuove tinte, superfici e formati tra loro modulari.

I nostri prodotti offrono una superficie compatta e resistente, dai toni più brillanti e saturi: le materie prime selezionate che formano il supporto, garantiscono la totale assenza di impurità e una migliore distribuzione dello smalto.

Il colore è per eccellenza la parte dell'arte che possiede un dono magico.

Mentre il soggetto, la forma, la linea si rivolgono prima di tutto al pensiero, il colore tocca la sensibilità provocando delle sensazioni. Il mondo è disegnato dalla luce e plasmato dal colore, che si muove, esprime, sussurra, diverte. Il colore si intreccia con fantasia generando trame di materia e di racconti.

Research into colour, carried forth consistently and professionally, takes shape in a new range of wall and floor products that form a systematic project made of new colours and sizes all modular .

Our products offer a compact, hardwearing surface with the brightest colours. The selected raw materials ensure a total absence of impurities and a better distribution of glaze. The colour is part of the excellence that has a magical gift.

While subject, form, line turn first of all in thought, colour has all power on sensitivity, causing sensations and emotions.

World is drawn by the light and defined by colour, which moves, expresses, whispers, amuses. Colour weaves with fantasy creating new material and tales.





PROGETTA SENZA LIMITI NO LIMITS PROJECTS

La collezione CE.SI. è caratterizzata da un'ampia gamma di superfici: matt, lucidi, antiscivolo, che possono essere abbinati tra loro, grazie alla fedeltà cromatica che le caratterizza, per generare proposte dall'alto valore estetico-progettuale.

The collection CE.SI. is composed by a wide range of surfaces: matt - glossy - antislip which, thanks to high chromatic precision, can be perfectly matched together, creating proposals of a high aesthetic and design value.



GRES PORCELLANATO SMALTATO B1b GLAZED PORCELAIN STONEWARE





FULL BODY R10 A+B B1a UNGLAZED PORCELAIN STONEWARE














NCS THE UNIVERSAL LANGUAGE OF COLOUR

Il sistema colore NCS definito come "The Universal Language of Colour" è ad oggi il più diffuso ed utilizzato a fini pratici a livello mondiale da aziende produttrici, architetti, designer. Attraverso questa tabella diamo dei suggerimenti di corrispondenza di colore, non identica ma abbinabile alle nostre tinte unite.





Ncs, or Natural Colour System, also known as "The Universal Language of Colours", is the most popular and used worldwide by producers, architects and designers. By this chart we are able to suggest the best matching colour with our plain colours collection.

MATT

| | | |
|---|-----------|-------------|
|  | bianco | S 0300-N |
|  | quarzo | S 2000-N |
|  | perla | S 4000-N |
|  | antracite | S 6005-Y80R |
|  | torba | S 8500-N |
|  | nero | S 9000-N |


| | | |
|---|------------|-------------|
|  | cotone | S 0804-Y10R |
|  | canapa | S 2010-Y50R |
|  | caramello | S 5030-Y30R |
|  | tortora | S 4005-Y50R |
|  | t. di moro | S 8505-Y20R |

| | | |
|---|-----------|-------------|
|  | banana | S1020-G90Y |
|  | cedro | S1040-Y |
|  | vanadio | S 1070-Y20R |
|  | cromo | S0570-Y50R |
|  | paprika | S 2050-Y70R |
|  | corallo | S 1060-Y80R |
|  | vermiglio | S1580-Y90R |
|  | rubino | S4040-R10B |







| | | |
|---|-----------|-------------|
|  | malva | S1515-R |
|  | pompelmo | S 3020-Y70R |
|  | indaco | S3020-R20B |
|  | melanzana | S 5030-R20B |

| | | |
|---|----------|------------|
|  | cobalto | S5040-R70 |
|  | avio | S5030-R80B |
|  | galassia | S3040-R90B |
|  | pioggia | S4020-R80B |
|  | polvere | S2020-R80B |
|  | notte | S5030-B |
|  | azzurro | S1010-B |
|  | marina | S1030-B |

MATT

| | | |
|---|---------|------------|
|  | baia | S1015-B50G |
|  | salvia | S4030-B30G |
|  | edera | S3005-G20Y |
|  | aloe | S3020-G10Y |
|  | anice | S6010-B90G |
|  | felce | S6020-B90G |
|  | mela | S1030-G50Y |
|  | kiwi | S2050-G30Y |
|  | avocado | S4030-G50Y |




LUCIDI

| | | |
|--|----------|------------|
|  | talco | S0500-N |
|  | salgemma | S2002-R |
|  | piombo | S3502-R |
|  | pirite | S6005-Y80R |
|  | arsenico | S 8500-N |
|  | lava | S9000-N |





| | | |
|---|-----------|------------|
|  | navona | S1005-Y40R |
|  | alabastro | S3010-Y50R |
|  | zircono | S1030-Y |
|  | zolfo | S1060-Y20R |
|  | arenaria | S1070-Y50R |
|  | granato | S3560-R |

| | | |
|---|----------|-------------|
|  | berillo | S5030-R80B |
|  | petrolio | S5040-B |
|  | navy | S5020-R90B |
|  | stagno | S 2005-G20Y |
|  | tundra | S1510-B50G |
|  | silicio | S3040-B40G |
|  | lime | S2050-G30Y |
|  | rame | S6030-G |

ANTISLIP R10 A+B

| | | |
|---|-------|----------|
|  | lecco | S 0300-N |
|  | onno | S 2000-N |
|  | bindo | S 4000-N |

FULL BODY R10 A+B

| | | |
|---|-----------|------------|
|  | fluoro | S0502-Y |
|  | alluminio | S2002-Y |
|  | nickel | S5500-N |
|  | carbonio | S8000-N |
|  | sodio | S1002-Y50R |
|  | sabbia | S3010-Y30R |
|  | xeno | S5005_Y50R |
|  | terra | S7010-Y50R |
|  | ottone | S2030-Y20R |
|  | gres | S5030-Y70R |
|  | ruggine | S5020-Y60R |
|  | agata | S1515-Y70R |
|  | zaffiro | S4020-R90B |
|  | acqua | S3010-B |
|  | ossido | S3010-G10Y |
|  | giada | S5005-G20Y |

I colori CE.SI. hanno una corrispondenza non identica ma abbinabile alla gamma NCS.

Our colour matching chart provides non-binding guidelines. Our colours are matchable but not identical to the NCS colours.



GRES PORCELLANATO SMALTATO GLAZED PORCELAIN STONEWARE

14

GRES PORCELLANATO SMALTATO
GLAZED PORCELAIN STONEWARE

16 I CLASSICI

36 6x25

48 PEZZI SPECIALI

52 REVERSO

60 METRO

70 20x20 OTTAGONO

76 METRO PEZZI SPECIALI














78 FORMATI&COLORI

I CLASSICI

LUCIDI . MATT . ANTISLIP




SIZES

| | | | | | | |
|---|---|--|---|--|---|--|
|  5x5 2"x2" |  5x20 2"x8" |  10x10 4"x4" |  10x20 4"x8" |  10x30 4"x12" |  10x60 4"x24" | |
|  15x15 6"x6" |  20x20 8"x8" |  20x60 8"x24" |  30x30 12"x12" |  2,5x2,5 SU RETE 1"x1" ON MESH |  5x5 SU RETE 2"x2" ON MESH |  3x10 SU RETE 1/8"x4" ON MESH |


MATT



LUCIDI



ANTISLIP RIO A+B



vedi "formati e colori" a pag. 78
 check "sizes and colours" at page 78

COLORI



WALL 10x10 4"x4" . MATT



BIANCO

MELANZANA

AVOCADO

CARAMELLO

ANICE

PAPRIKA

POMPELMO

WALL 10x10 4"x4" . MATT/LUCIDO



BERILLO



BIANCO

designer Axelle Vertommen
photographer Kaatje Verschoren
www.axellevertommen.be



WALL 5x5 SU RETE 2"x2" ON MESH . MATT



CORALLO







WALL 5x5 SU RETE 2"x2" ON MESH . MATT



MALVA

WALL 5x5 SU RETE 2"x2" ON MESH . LUCIDO



PETROLIO





WALL 10x30 4"x12" . MATT



BIANCO

Dzmitry Biarnovik
VisUp Studio - Poland



WALL 3x10 SU RETE 1 1/8" x 4" ON MESH . LUCIDO



LAVA



WALL10x10 4"x4" . MATT

- 
 TALCO
- 
 BIANCO
- 
 TORTORA
- 
 VANADIO
- 
 NERO
- 
 AVIO
- 
 QUARZO
- 
 VERMIGLIO
- 
 CEDRO
- 
 COBALTO
- 
 MELANZANA
- 
 RUBINO
- 
 CROMO
- 
 KIWI
- 
 FELCE
- 
 NOTTE



WALL 5x20 2"x8" . MATT



RUBINO



COTONE

Hotel Duomo- Firenze
Studio Intros Movimenti di design _firenze
Arch. Simone Lenzini e Arch. Martina Marino



Paradisiartificiali
20141 Milano - Italy
www.paradisiartificiali.it
Arch: Lorenzo De Nicola

FLOOR 10x10 4"x4" . MATT



PIOGGIA



PETROLIO

FLOOR 10x20 4"x8" . MATT



COTONE





WALL 10x10 4"x4" . MATT



BIANCO



GALASSIA



FELCE



CROMO



BANANA



VANADIO



NERO



VERMIGLIO



AZZURRO



AVIO

Tunnel Provincialeweg / dr.j.m.den uylweg
Zaandam Olanda

WALL 20x20 8"x8" - 10x10 4"x4" . MATT/LUCIDO

FLOOR 10x10 4"x4" . MATT



TALCO




NERO



NERO

Dzmitry Biarnovik
VisUp Studio - Poland





WALL 20x60 8"x24". MATT



FLOOR 5x5 2"x2". FULLBODY





FLOOR10x20 4"x8" . MATT



TORBA



PERLA



BIANCO

WALL 5x20 2"x8" . MATT



PAPRIKA





WALL 20x20 8"x8" . MATT

10x10 4"x4" . LUCIDO

20x20 8"x8" . LUCIDO



POMPEIMO



GRANATO




ARSENICO



6x25

LUCIDI . MATT



SIZES


6x25
2.36"x9.84"

MATT



LUCIDI





WALL 6x25 2.36"x9.84" .MATT



COBALTO



WALL 6x25 2.36"x9.84" . MATT



POLVERE



ALOE



EDERA



WALL 6x25 2.36"x9.84" .MATT



SALVIA



WALL 6x25 2.36"x9.84" . MATT



FELCE



ANICE



TORTORA



COTONE



WALL 6x25 2.36"x9.84" . MATT



MALVA



WALL 6x25 2.36"x9.84" . MATT



POMPELMO



EDERA





WALL 6x25 2.36"x9.84" . MATT



RUBINO

Filippo Francescangeli, Clio Zancanella et David Mélan
Studio Scala - Paris
www.scala-studio.com
Photo & styling : STUDIO BRINTH



MEXICO



FLOOR 6x25 2.36"x9.84" . MATT



BIANCO




NERO

PROGETTO BY:
Studio Cavallo 21
Arch. Mirco Cavallo



PEZZI SPECIALI

MATT



SIZES



2,5x2,5 . 1"x1"
CONCHIGLIA INTERNA
INTERNAL ACORN



2,5x2,5 . 1"x1"
CONCHIGLIA ESTERNA
EXTERNAL ACORN



2,5x2,5 . 1"x1"
PIEDOCA INTERNO
INTERNAL ELEPHANT'S FOOT



2,5x2,5 . 1"x1"
PIEDOCA ESTERNO
EXTERNAL ELEPHANT'S FOOT



2,5x20 . 1"x8"
CANALETTA INTERNA
INTERNAL COVE



2,5x20 . 1"x8"
CANALETTA ESTERNA
EXTERNAL COVE



2,5x10 . 1"x4"
ANGOLO INTERNO
INTERNAL ANGLE



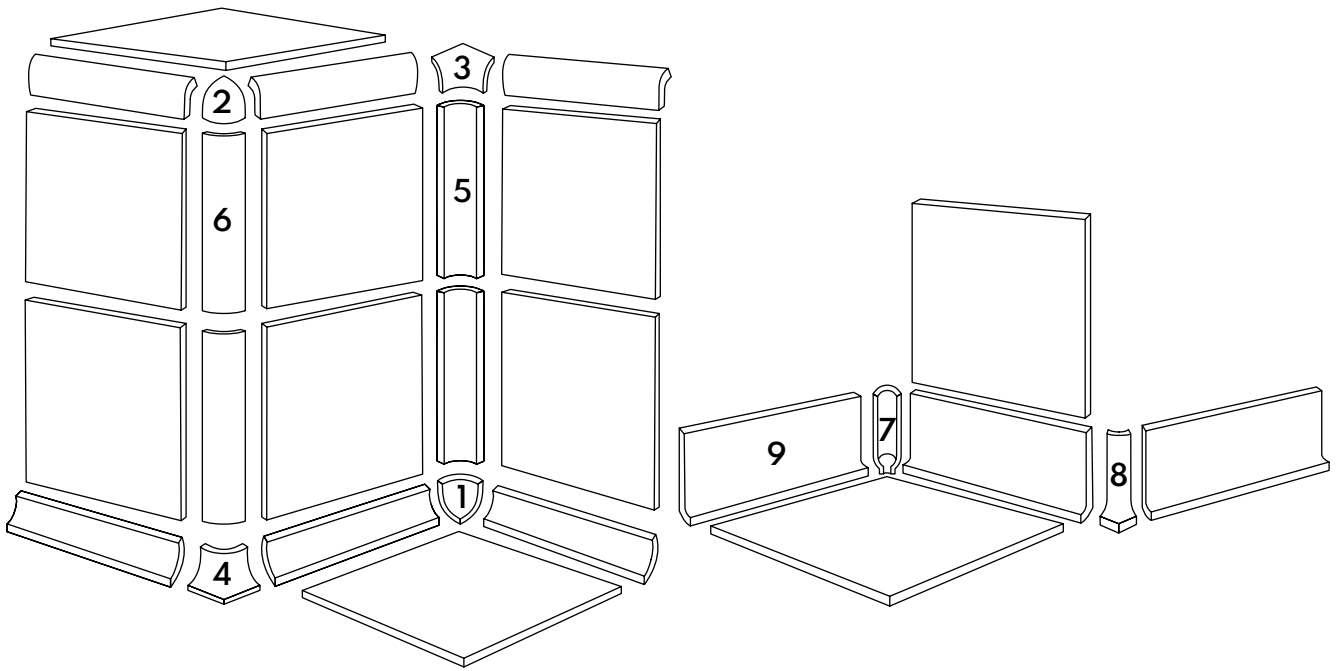
2,5x10 . 1"x4"
ANGOLO ESTERNO
EXTERNAL ANGLE



10x20 . 4"x8"
COVE BASE
COVE BASE

MATT





CONCHIGLIA INTERNA
INTERNAL ACORN
2,5x2,5 . 1"x1"



CONCHIGLIA ESTERNA
EXTERNAL ACORN
2,5x2,5 . 1"x1"



PIEDOCA INTERNO
INTERNAL ELEPHANT'S FOOT
2,5x2,5 . 1"x1"



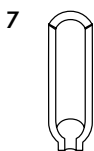
PIEDOCA ESTERNO
EXTERNAL ELEPHANT'S FOOT
2,5x2,5 . 1"x1"



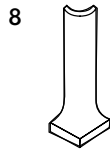
CANALETTA INTERNA
INTERNAL COVE
2,5x20 . 1"x8"



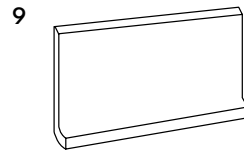
CANALETTA ESTERNA
EXTERNAL COVE
2,5x20 . 1"x8"



ANGOLO INTERNO
INTERNAL ANGLE
2,5x10 . 1"x4"



ANGOLO ESTERNO
EXTERNAL ANGLE
2,5x10 . 1"x4"





COVE BASE
COVE BASE
10x20 . 4"x8"

PEZZI SPECIALI

SPECIAL TRIMS

La collezione è coordinata da una ampia gamma di pezzi speciali perfettamente modulari tra loro, disponibili nei 40 colori matt, in gres porcellanato smaltato, nelle stesse caratteristiche tecniche ed estetiche dei prodotti ai quali sono abbinati.

The collection is coordinated to a wide special trims range, all perfectly modular, available in 40 matt colours in glazed porcelain stoneware, with the same technical and aesthetic features as their matching tiles.



REVERSO

LUCIDI . MATT



SIZES



7,5x7,5
REVERSO
3"x3"



7,5x15
REVERSO
3"x6"

MATT




BIANCO



COTONE



PAPRIKA



POMPELMO



PIOGGIA



ANICE



AVOCADO



NERO

LUCIDI



TALCO



LAVA


COLORI



WALL 7,5x15 3"x6" . REVERSO LUCIDO



TALCO



WALL 7,5x15 3"x6" . REVERSO MATT



POMPELMO



WALL 7,5x15 3"x6" . REVERSO MATT



NERO



WALL 7,5x15 3"x6" . REVERSO MATT



AVOCADO





WALL 7,5x15 3"x6" . REVERSO MATT



ANICE

METRO

LUCIDI . MATT



SIZES



7,5x7,5
DIAMANTATO
3"x3"



7,5x15
DIAMANTATO
3"x6"



7,5x15
3"x6"




15x15
DIAMANTATO
6"x6"




20x20
OTTAGONO
8"x8"

MATT



LUCIDI



vedi "formati e colori" a pag. 81
check "sizes and colours" at page 81

COLORI

WALL 7,5x15 3"x6" . DIAMANTATO LUCIDO



RAME



WALL 7,5x15 3"x6" . DIAMANTATO LUCIDO



TALCO

FMD'A
Francesca mandelli D'Agostini
Architect & Photographer
Casa Beatrice.

Un appartamento milanese con un soffio d'Africa.



WALL 7,5x15 3"x6" . DIAMANTATO LUCIDO



TALCO



GOLD





WALL 7,5x15 3"x6" DIAMANTATO
15x15 6"x6" . DIAMANTATO LUCIDO



TALCO

LISTELLO 2,5x15 1"x6"



LAVA

FLOOR 20x20 8"x8" MATT



BIANCO



NERO

BATTISCOPA 5x15 2"x6" LUCIDO



LAVA



WALL 7,5x15 3"x6" . DIAMANTATO MATT



EDERA

WALL 7,5x15 3"x6" . DIAMANTATO LUCIDO



TALCO



LAVA

FINALE 5x15 2"x6"
BATTISCOPA 15x15 6"x6" . LUCIDO



LAVA



TALCO


FLOOR 20x20 8"x8" . OTTAGONO LUCIDO 5x5 2"x2" . LUCIDO



TALCO



LAVA







WALL 15x15 6"x6". DIAMANTATO LUCIDO
7,5x15 3"x6". DIAMANTATO LUCIDO
7,5x15 3"x6". LUCIDO



TALCO

20x20 OTTAGONO

LUCIDI . MATT



SIZES



5x5
2"x2"



20x20
OTTAGONO
8"x8"



20x20
OTTAGONO


MATT



BIANCO



QUARZO



NERO



TORBA



COTONE

LUCIDI



TALCO



5x5

MATT



BIANCO



QUARZO



PERLA



ANTRACITE



TORBA



NERO



COTONE



CANAPA



CAMELLO



TORTORA



TESTA DI MORO



BANANA



CEDRO



VANADIO



CROMO



PAPIKA



CORALLO



VERMIGLIO



RUBINO



MALVA



POMPELMO



INDACO



MELANZANA



COBALTO



AVIO



GALASSIA



PIOGGIA



POLVERE



NOTTE



AZZURRO



MARINA



BAIA



SALVIA



EDERA



ALOE



ANICE



FELCE



MELA



KIWI



AVOCADO

LUCIDI



TALCO



SALGEMMA



PIOMBO



PIRITE



ARSENICO



LAVA



NAVONA



ALABASTRO



ZIRCONO



ZOLFO



ARENARIA



GRANATO



BERILLO



NAVY



PETROLIO



TUNDRA



SILICIO



STAGNO



RAME



LIME

COLORI



FLOOR 20x20 8"x8" . OTTAGONO MATT

5x5 2"x2" . LUCIDO



BIANCO



RAME

FLOOR 20x20 8"x8" . OTTAGONO MATT

5x5 2"x2" . MATT



BIANCO



NERO

PROGETTO BY:
Lagust (Laboratorio del Gusto)
Angela T. Basile Domenico Potenza ARCHITETTI
BaPo Studio Cirò Marina (KR)





FLOOR 20x20 8"x8" . OTTAGONO MATT

5x5 2"x2" . MATT



BIANCO



NERO




Reconstruction project in Riga, historical center
Interior designer - Anete Roze
@anete.roze.interior
Photographer - Oskars Kalnins

PEZZI SPECIALI

LUCIDI



SIZES




FINALE
5x15 cm.



ANGOLO INTERNO
FINALE



ANGOLO ESTERNO
FINALE



LISTELLO
2x15 cm.



BATTISCOPIA
15x15 cm.



ANGOLO INTERNO
BATTISCOPIA



ANGOLO ESTERNO
BATTISCOPIA

SOLO NEI
COLORI
ONLY IN
COLOURS:

BIANCO
NERO
TALCO
LAVA



CANALETTA INTERNA
3x15 cm.



CANALETTA ESTERNA
3x15 cm.

NOTA:
la modularità tra i pezzi speciali e le piastrelle
è garantita da una fuga di almeno 3 mm.
NOTE:
modularity between special trims and tiles is
granted by a 3 mm grout.

MATT



BIANCO

NERO

LUCIDI



TALCO

PIOMBO

LAVA

NAVONA

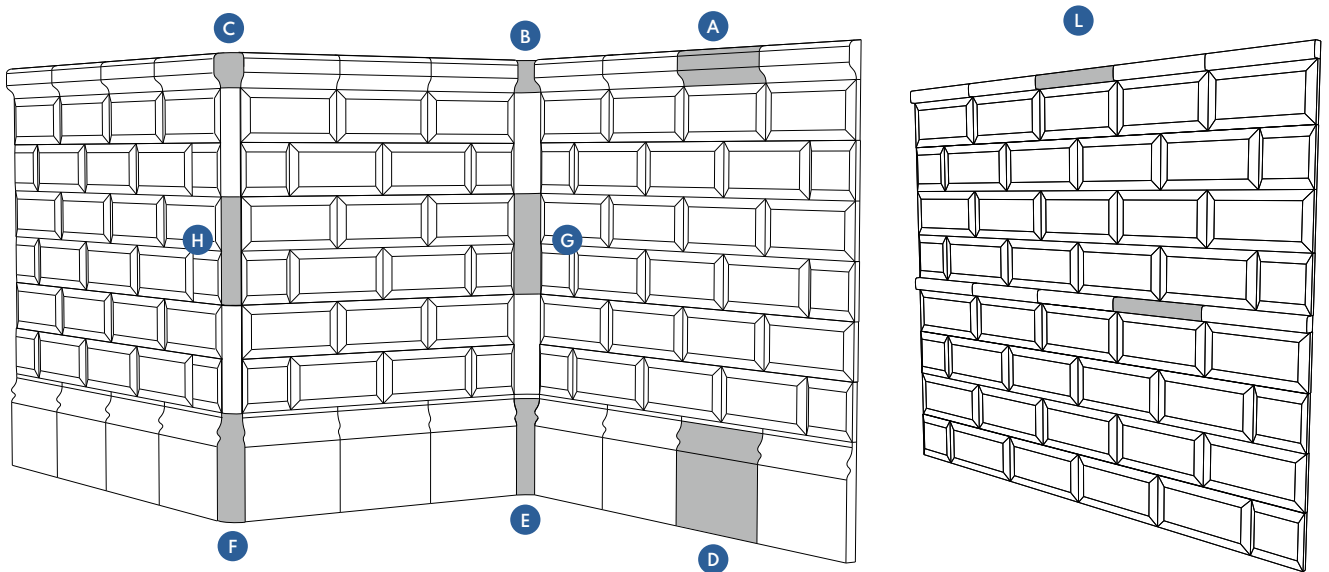
PETROLIO

RAME

GRANATO

La serie metro si completa con i suoi pezzi speciali in gres porcellanato smaltato. Sempre più richiesti, sia per questioni di igiene e sicurezza, che per il loro valore estetico, facilitano la posa e donano un gusto squisitamente retrò agli ambienti.

Special trims in glazed porcelain stoneware integrate metro range. They are more and more demanded, both for safety and hygienic matters and for their aesthetic value. Special trims simplify the laying and give a delightful retrò taste to the settings.



COLOURS

I CLASSICI

MATT













| | BIANCO | QUARZO | PERLA | ANTRACITE | TORBA | NERO | COTONE | CANAPA |
|---|---|---|---|---|---|---|---|---|
|  |  |  |  |  |  |  |  |  |
|  5x5 | • | • | • | • | • | • | • | • |
|  5x20 | • | • | • | • | • | • | • | • |
|  6x25 | • | • | • | • | • | • | • | • |
|  10x10 | • | • | • | • | • | • | • | • |
|  10x20 | • | • | • | • | • | • | • | • |
|  10x30 | • | • | • | • | • | • | • | • |
|  10x60 | • | • | • | • | • | • | • | • |
|  15x15 | • | • | • | • | • | • | • | • |
|  20x20 | • | • | • | • | • | • | • | • |
|  20x60 | • | • | • | • | • | • | • | • |
|  30x30 | • | • | • | • | • | • | • | • |
|  2,5x2,5 su rete | • | • | • | • | • | • | • | • |
|  5x5 su rete | • | • | • | • | • | • | • | • |
|  3x10 su rete | • | • | • | • | • | • | • | • |











| | CARAMELLO | TORTORA | TESTA DI MORO | BANANA | CEDRO | VANADIO | CROMO | PAPRIKA |
|---|---|---|---|---|---|---|---|---|
|  |  |  |  |  |  |  |  |  |
|  5x5 | • | • | • | • | • | • | • | • |
|  5x20 | • | • | • | • | • | • | • | • |
|  6x25 | • | • | • | • | • | • | • | • |
|  10x10 | • | • | • | • | • | • | • | • |
|  10x20 | • | • | • | • | • | • | • | • |
|  10x30 | • | • | • | • | • | • | • | • |
|  10x60 | • | • | • | • | • | • | • | • |
|  20x20 | • | • | • | • | • | • | • | • |
|  20x60 | • | • | • | • | • | • | • | • |
|  2,5x2,5 su rete | • | • | • | • | • | • | • | • |
|  5x5 su rete | • | • | • | • | • | • | • | • |

| | CORALLO | VERMIGLIO | RUBINO | MALVA | POMPELMO | INDACO | MELANZANA | COBALTO |
|---|---|---|---|---|---|---|---|---|
|  |  |  |  |  |  |  |  |  |
|  5x5 | • | • | • | • | • | • | • | • |
|  5x20 | • | • | • | • | • | • | • | • |
|  6x25 | • | • | • | • | • | • | • | • |
|  10x10 | • | • | • | • | • | • | • | • |
|  10x30 | • | • | • | • | • | • | • | • |
|  10x60 | • | • | • | • | • | • | • | • |
|  20x20 | • | • | • | • | • | • | • | • |
|  20x60 | • | • | • | • | • | • | • | • |
|  2,5x2,5 su rete | • | • | • | • | • | • | • | • |
|  5x5 su rete | • | • | • | • | • | • | • | • |




I CLASSICI MATT

FORMATI & COLORI SIZES & COLOURS























| | BAIA | AZZURRO | MARINA | GALASSIA | POLVERE | PIOGGIA | NOTTE | AVIO |
|---|------|---------|--------|----------|---------|---------|-------|------|
|  5x5 | • | • | • | • | • | • | • | • |
|  5x20 | • | • | • | • | • | • | • | • |
|  6x25 | | | | | | | | |
|  10x10 | • | • | • | • | • | • | • | • |
|  10x20 | | | | | | | | |
|  10x30 | | | | | • | • | | |
|  10x60 | | | | | • | • | | |
|  15x15 | | | | | | | | |
|  20x20 | • | • | • | • | • | • | • | • |
|  20x60 | | | | | • | • | | |
|  2,5x2,5 su rete | • | • | • | • | • | • | • | • |
|  5x5 su rete | • | • | • | • | • | • | • | • |



















| | SALVIA | EDERA | ALOE | ANICE | FELCE | MELA | KIWI | AVOCADO |
|---|--------|-------|------|-------|-------|------|------|---------|
|  5x5 | • | • | • | • | • | • | • | • |
|  5x20 | • | • | • | • | • | • | • | • |
|  6x25 | • | • | • | • | • | | | |
|  10x10 | • | • | • | • | • | • | • | • |
|  10x30 | | • | • | | | • | | |
|  10x60 | | • | • | | | • | | |
|  20x20 | • | • | • | • | • | • | • | • |
|  20x60 | | • | • | | | • | | |
|  2,5x2,5 su rete | • | • | • | • | • | • | • | • |
|  5x5 su rete | • | • | • | • | • | • | • | • |















I CLASSICI ANTISLIP R10 A+B

| | LECCO | ONNO | BINDO |
|---|-------|------|-------|
|  10x10 | • | • | • |
|  20x20 | • | • | • |
|  5x5 su rete | • | • | • |

I CLASSICI LUCIDI









| | TALCO | SALGEMMA | PIOMBO | PIRITE | ARSENICO | LAVA | NAVONA | ALABASTRO |
|---|---|---|---|---|---|---|---|-----------|
|  |  |  |  |  |  |  |  | |
|  5x5 | • | • | • | • | • | • | • | • |
|  5x20 | | | | | | | | |
|  6x25 | • | | | | | • | • | |
|  10x10 | • | • | • | • | • | • | • | • |
|  10x20 | • | | | | • | | | |
|  10x30 | • | • | | | | • | • | |
|  10x60 | • | • | | | | • | • | |
|  15x15 | • | | | | | | | |
|  20x20 | • | • | • | • | • | • | • | • |
|  20x60 | • | • | | | | • | • | |
|  30x30 | • | | | | | | | |
|  2,5x2,5 su rete | • | • | • | • | • | • | • | • |
|  5x5 su rete | • | • | • | • | • | • | • | • |
|  3x10 su rete | • | • | | | | • | • | |

| | ZIRZONE | ZOLFO | ARENARIA | GRANATO | NAVY | PETROLIO | BERILLO | TUNDRA |
|---|---|---|---|---|---|---|---|--------|
|  |  |  |  |  |  |  |  | |
|  5x5 | • | • | • | • | • | • | • | • |
|  5x20 | | | | | | | | |
|  10x10 | • | • | • | • | • | • | • | • |
|  10x20 | | | | | | | | |
|  10x30 | | | | | | | | |
|  10x60 | | | | | | | | |
|  20x20 | • | • | • | • | • | • | • | • |
|  20x60 | | | | | | | | |
|  2,5x2,5 su rete | • | • | • | • | • | • | • | • |
|  5x5 su rete | • | • | • | • | • | • | • | • |








| | SILICIO | RAME | LIME | STAGNO |
|---|---|---|---|--------|
|  |  |  |  | |
|  5x5 | • | • | • | • |
|  5x20 | | | | |
|  10x10 | • | • | • | • |
|  10x20 | | | | |
|  10x30 | | | | |
|  10x60 | | | | |
|  20x20 | • | • | • | • |
|  20x60 | | | | |
|  2,5x2,5 su rete | • | • | • | • |
|  5x5 su rete | • | • | • | • |

METRO
MATT

FORMATI&COLORI
SIZES&COLOURS









| | BIANCO | NERO | MALVA | POLVERE | EDERA | COTONE | QUARZO | TORBA |
|----------------------|---|---|---|---|--|---|---|---|
| |  |  |  |  |  |  |  |  |
| ▣ 7,5x7,5 diamantato | • | • | • | • | • | | | |
| ▣ 7,5x15 diamantato | • | • | • | • | • | | | |
| ○ 20x20 ottagono | • | • | | | | • | • | • |

METRO
LUCIDI



| | TALCO | PIOMBO | NAVONA | LAVA | GRANATO | PETROLIO | RAME |
|----------------------|---|---|---|---|--|---|---|
| |  |  |  |  |  |  |  |
| ▣ 7,5x7,5 diamantato | • | • | • | • | • | • | • |
| ▣ 7,5x15 | • | • | • | • | • | • | • |
| ▣ 7,5x15 diamantato | • | • | • | • | • | • | • |
| ▣ 15x15 diamantato | • | | | • | | | |
| ○ 20x20 ottagono | • | | | | | | |

| | SILVER | GOLD |
|---------------------|---|---|
| |  |  |
| ▣ 7,5x15 diamantato | • | • |

REVERSO
MATT

| | BIANCO | COTONE | NERO | PIOGGIA | AVOCADO | ANICE | POMPELMO | PAPRIKA |
|-------------------|---|---|---|---|--|---|---|---|
| |  |  |  |  |  |  |  |  |
| ▣ 7,5x7,5 reverso | • | • | • | • | • | • | • | • |
| ▣ 7,5x15 reverso | • | • | • | • | • | • | • | • |

REVERSO
LUCIDI

| | TALCO | LAVA |
|-------------------|---|---|
| |  |  |
| ▣ 7,5x7,5 reverso | • | • |
| ▣ 7,5x15 reverso | • | • |



GRES PORCELLANATO TUTTA MASSA FULL BODY R10 A+B UNGLAZED PORCELAIN STONEWARE

82

FULL BODY R10 A+B
UNGLAZED PORCELAIN STONEWARE

84 I TECNICI

94 10x10 ASTRATTO

102 10x10 OTTAGONO

110 5x5 ESAGONO

118 BUTTERFLY

126 FORMATI&COLORI

I TECNICI


R10 A+B



SIZES



10x10
4"x4"




6x25
2.36"x9.84"




20x20
8"x8"




10x10 OTTAGONO
4"x4"




5x5 SU RETE
2"x2" ON MESH



2,5x2,5 SU RETE
1"x1" ON MESH



3x10 SU RETE
1 7/8"x4" ON MESH



BUTTERFLY 2,5x5 SU RETE
1"x2" ON MESH



OTTAGONO 10x10 SU RETE
4"x4" ON MESH



ESAGONO 5x5 SU RETE
2"x2" ON MESH

RIO A+B



vedi "formati e colori" a pag. 126
check "sizes and colours" at page 126

COLORI



FLOOR 20x20 8"x8"



FLUORO



NICKEL



DESK 5x5 SU RETE 2"x2" ON MESH



SODIO

WALL 6x25 2.36"x9.84"



GRES

FLOOR 20x20 8"x8"



GRES

FLOOR 6x25 2.36"x9.84"



NICKEL



XENO



SODIO





FLOOR 10x10 4"x4"



ACQUA



OSSIDO



FLUORO

WALL 3x10 SU RETE 1"x4" ON MESH



ACQUA

FLOOR 10x10 4"x4"



FLUORO



ZAFFIRO





FLOOR 10x10 4"x4"



NICKEL



OSSIDO





WALL 3x10 SU RETE 1"x4" ON MESH



OSSIDO

10x10 ASTRATTO

R10 A+B



SIZES




TRATTO
10x10
4"x4"



OBLIQUO
10x10
4"x4"

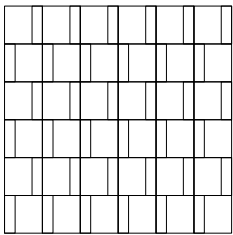
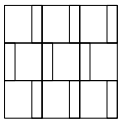
RIO A+B



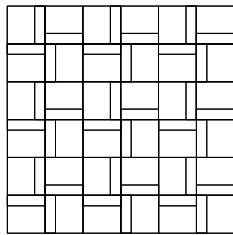
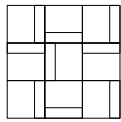
SCHEMI DI POSA

TRATTO

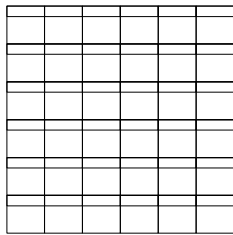
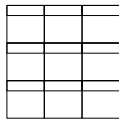
SCHEMA 1




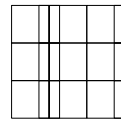
SCHEMA 2



SCHEMA 3


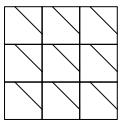


SCHEMA 4

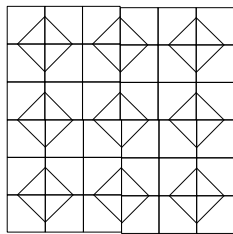
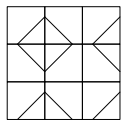


OBLIQUO

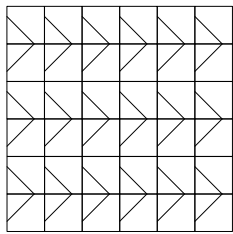
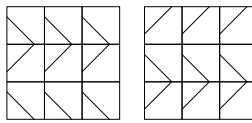
SCHEMA 5



SCHEMA 6


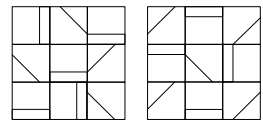


SCHEMA 7



MIX

SCHEMA 8



L'abbinamento di diversi decori può presentare una variazione di tono, che è caratteristica intrinseca della serie.
A variation in shade can occur by matching different decors, this is an inner feature of this range.

COLORI



WALL 10x10 4"x4" OBLIQUO . SCHEMA 5



SABBIA



WALL 10x10 4"x4" OBLIQUO . SCHEMA 6



AGATA



WALL10x10 4"x4" TRATTO . SCHEMA 1



RUGGINE



WALL 10x10 4"x4" OBLIQUO + TRATTO . SCHEMA 8

FLOOR/WALL 10x10 4"x4"



OSSIDO



GIADA

WALL 10x10 4"x4" TRATTO . SCHEMA 2




ACQUA





10x10 OTTAGONO

R10 A+B



SIZES



10x10
OTTAGONO
4"x4"




3,5x3,5
1.3"x1.3"

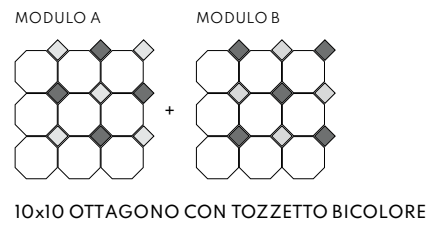
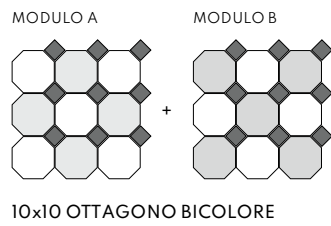


MODULO SU RETE
ON MESH

RIO A+B



COMBINAZIONI
MODULI SU RETE
ON MESH
10x10 OTTAGONO



COLORI



FLOOR 10x10 OTTAGONO BICOLORE SU RETE 4"x4" ON MESH

3,5x3,5 1,3"x1,3"



ALLUMINIO



NICKEL



FLUORO

FLOOR 10x10 OTTAGONO SU RETE 4"x4" ON MESH 3,5x3,5 1.3"x1.3"



GIADA



SODIO



FLOOR 10x10 OTTAGONO SU RETE 4"x4" ON MESH 3.5x3.5 1.3"x1.3"



GRES



FLUORO





FLOOR 10x10 OTTAGONO BICOLORE SU RETE 4"x4" ON MESH



FLUORO



ZAFFIRO

3,5x3,5 1.3"x1.3"



CARBONIO

Arch. Claudia Gigli
EmmeQ STUDIO - Roma
info@emmeqstudio.com
www.emmeqstudio.com



FLOOR 10x10 OTTAGONO SU RETE 4"x4" ON MESH

3,5x3,5 1.3"x1.3"



CARBONIO


FLUORO



5x5 ESAGONO

R10 A+B



SIZES




5x5
2"x2"



MODULO SU RETE
ON MESH

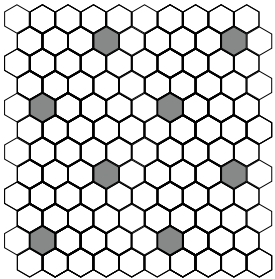
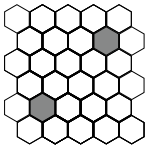
RIO A+B



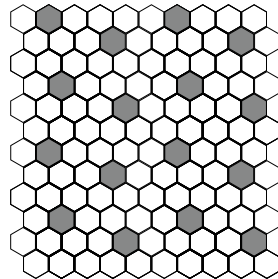
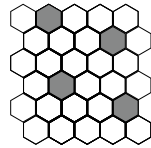
DECORI

MODULI SU RETE
ON MESH

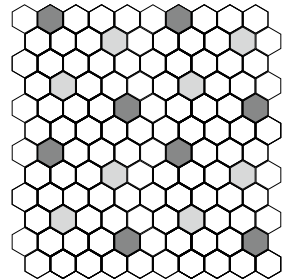
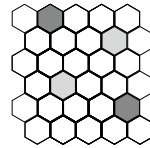
DECORO A - POIS
2 COLORI - 2 COLOURS





DECORO B - GOCCIA
2 COLORI - 2 COLOURS




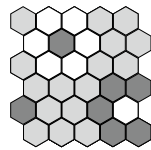
DECORO C - CHICCO
3 COLORI - 3 COLOURS



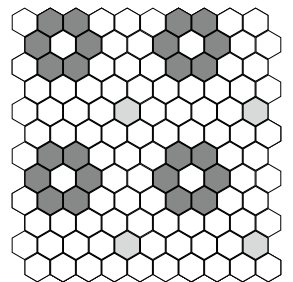
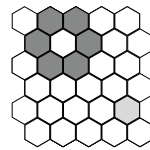
DECORO D - FIORE
2 COLORI - 2 COLOURS



DECORO E - BOUQUET
3 COLORI - 3 COLOURS



DECORO F - DALIA
3 COLORI - 3 COLOURS



COLORI



FLOOR 5x5 ESAGONO SU RETE 2"x2" ON MESH . DECORO A - POIS



FLOOR 5x5 ESAGONO SU RETE 2"x2" ON MESH . DECORO F - DALIA



ZAFFIRO



FLUORO



ALLUMINIO

WALL 7,5x15 3"x6" . DIAMANTATO MATT



BIANCO




WALL 5x5 ESAGONO SU RETE 2"x2" ON MESH



ALLUMINIO





FLOOR 5x5 ESAGONO SU RETE 2"x2" ON MESH . DECORO D - FIORE



FLUORO



NICKEL


WALL 5x5 ESAGONO SU RETE 2"x2" ON MESH . DECORO A - POIS



AGATA



CARBONIO






BUTTERFLY

R10 A+B



SIZES

□
2,5x5
1"x2"



MODULO SU RETE
ON MESH

RIO A+B



ALLUMINIO



FLUORO



SODIO



NICKEL



CARBONIO



AGATA



GIADA



ZAFFIRO



GRES




OTTONE

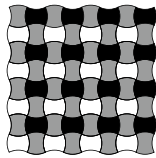
DECORI

MODULI SU RETE
ON MESH

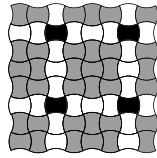
DECORO A
SCACCHIERA - CHESSBOARD
2 COLORI - 2 COLOURS



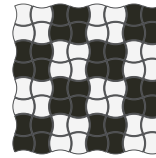
DECORO B
TRAMA
3 COLORI - 3 COLOURS



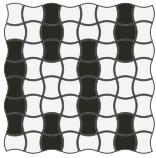
DECORO C
INTRECCIO
3 COLORI - 3 COLOURS



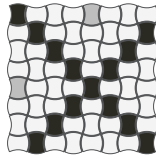
DECORO D
DAMA
2 COLORI - 2 COLOURS



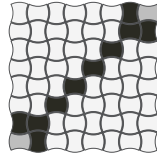
DECORO E
FILO
2 COLORI - 2 COLOURS



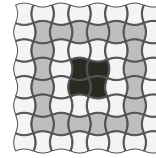
DECORO F
FIOCCO
3 COLORI - 3 COLOURS



DECORO G
NODO
3 COLORI - 3 COLOURS



DECORO H
TELA
3 COLORI - 3 COLOURS



COLORI



WALL / FLOOR 2,5x5 BUTTERFLY SU RETE 1"x2" ON MESH . DECORO B TRAMA



FLOOR 2,5x5 BUTTERFLY SU RETE 1"x2" ON MESH . DECORO PERSONALIZZATO BESPOKEN DECOR



FLUORO



GRES



ZAFFIRO

Magdalena Krupczak , Karolina Strojcka Kwapisz
Kanon Design - Warszawa, Polonia



FLOOR 2,5x5 BUTTERFLY SU RETE 1'x2" ON MESH . DECORO H TELA



NICKEL



FLUORO



GRES

Kanon Design (arch. Magdalena Krupczak , Karolina Strojicka Kwapisz) - Poland
Rivenditore DAV Import Varsavia





FLOOR 2,5x5 BUTTERFLY SU RETE 1"x2" ON MESH . DECORO F FIOCCO



Kanon Design (arch. Magdalena Krupczak , Karolina Strojcka Kwapisz) - Poland
Rivenditore DAV Import Varsovia



FLOOR 2,5x5 BUTTERFLY SU RETE 1'x2" ON MESH . DECORO A SCACCHIERA - CHESSBOARD



SODIO















CARBONIO

Superstudio21 - Koln
Architetto Mirco Cavallo
Hubert Sterzinger
Caff  de Paris - Francoforte





FULL BODY


| | FLUORO | ALLUMINIO | NICKEL | CARBONIO | SODIO | XENO | SABBIA | AGATA |
|---|--------|-----------|--------|----------|-------|------|--------|-------|
|  6x25 | • | • | • | • | • | • | | |
|  10x10 | • | • | • | • | • | • | | |
|  20x20 | • | • | • | • | • | • | | |
|  2,5x2,5 su rete | • | • | • | • | • | • | | |
|  5x5 su rete | • | • | • | • | • | • | • | • |
|  3x10 su rete | • | | | • | • | | • | • |

| | TERRA | OTTONE | GRES | RUGGINE | GIADA | OSSIDO | ZAFFIRO | ACQUA |
|---|-------|--------|------|---------|-------|--------|---------|-------|
|  6x25 | | | • | | | | | |
|  10x10 | • | • | • | • | • | • | • | • |
|  20x20 | | | • | | • | | • | |
|  2,5x2,5 su rete | | | • | | | | | |
|  5x5 su rete | • | • | • | • | • | • | • | • |
|  3x10 su rete | | | | • | | • | | • |

10x10 ASTRATTO

| | SODIO | SABBIA | AGATA | RUGGINE | OSSIDO | ACQUA |
|--|-------|--------|-------|---------|--------|-------|
|  10x10 astratto tratto | • | • | • | • | • | • |
|  10x10 astratto obliquo | • | • | • | • | • | • |













10x10 OTTAGONO

| | FLUORO | ALLUMINIO | NICKEL | CARBONIO | SODIO | XENO | AGATA | GRES |
|--|--------|-----------|--------|----------|-------|------|-------|------|
|  10x10 ottagono | • | • | • | • | • | • | • | • |













| | GIADA | ZAFFIRO |
|--|-------|---------|
|  10x10 ottagono | • | • |

FORMATI & COLORI SIZES & COLOURS

5x5 ESAGONO

| | FLUORO | ALLUMINIO | NICKEL | CARBONIO | SODIO | AGATA | OTTONE | GRES |
|---|--|--|--|--|---|--|--|--|
|  5x5 esagono su rete |  • |  • |  • |  • |  • |  • |  • |  • |
|  5x5 esagono su rete |  • |  • | | | | | | |

2,5x5 BUTTERFLY

| | FLUORO | ALLUMINIO | NICKEL | CARBONIO | SODIO | AGATA | OTTONE | GRES |
|---|--|--|---|---|--|---|---|---|
|  2,5x5 butterfly |  • |  • |  • |  • |  • |  • |  • |  • |
|  2,5x5 butterfly |  • |  • | | | | | | |



PERSONALIZZAZIONI

GRES PORCELLANATO SMALTATO

GLAZED PORCELAIN STONEWARE

FULL BODY R10 A+B

GRES PORCELLANATO TUTTA MASSA

UNGLAZED PORCELAIN STONEWARE

128

PERSONALIZZAZIONI

130 LE FANTASIE

132 MIX MISCELE

142 LE GEOMETRIE

150 TRANSFER

LE FANTASIE


LUCIDI . MATT . FULL BODY



MATT



LUCIDI



FULL BODY RIO A+B



COLORI

MIX


MISCELE 2,5x2,5

LUCIDI . MATT


Una gamma di 40 colori matt e 20 colori lucidi nel formato 2,5x2,5 per realizzare infinite composizioni cromatiche e la massima personalizzazione dei progetti. Crea la tua miscela esclusiva utilizzando fino a 6 colori della nostra collezione MATT e LUCIDI: visita il sito www.cesiceramica.it.

A range of 40 matt and 20 glossy colours in sizes 2.5x2.5 available to achieve endless chromatic compositions and fully projects personalization. Make your own exclusive mix in 2.5x2.5 by using up to 6 colours of our matt and high-glossy range, visit our web site: www.cesiceramica.it.


2,5x2,5 SU RETE - MODULO 30x30 1"x1" ON MESH - MODULE 12"x12"




COPPIA
mix 2 colori 50%
2 colours mix 50%
□ ■




TRIS
mix 3 colori 33%
3 colours mix 33%
□ ■ ■




POKER
mix 4 colori 25%
4 colours mix 25%
□ ■ ■ ■



MIX 5 COLORI
mix 5 colori
5 colours mix 20%
□ ■ ■ ■ ■



MIX 6 COLORI
mix 6 colori
6 colours mix 17%
□ ■ ■ ■ ■ ■



JOLLY
mix da 2 a 6 colori % a richiesta
from 2 to 6 colours mix % upon request

SOLO GRES PORCELLANATO SMALTATO
ONLY GLAZED PORCELAIN STONEWARE




WALL 2,5x2,5 SU RETE 1"x1" ON MESH . LUCIDO / MATT . COPPIA 2 COLORI



LAVA



TORBA






WALL 2,5x2,5 SU RETE 1"xi" ON MESH . LUCIDO / MATT . MIX 6 COLORI



FLOOR 2,5x2,5 SU RETE 1"xi" ON MESH . MATT



WALL 2,5x2,5 SU RETE 1"x1" ON MESH . MATT . TRIS 3 COLORI



CARMELLO



PAPRIKA



POMPELMO



WALL / FLOOR 2,5x2,5 SU RETE 1"x1" ON MESH . MATT . POKER 4 COLORI



SALVIA




FELCE



EDERA



ALOE





DESK 2,5x2,5 SU RETE 1"x1" ON MESH . MATT/LUCIDO . MIX 5 COLORI



RUBINO MALVA INDACO GRANATO COTONE

WALL . 10x10 4"x4" . LUCIDO



GRANATO




MIX MISCELE 5x5

LUCIDI . MATT . FULL BODY


Una gamma di 40 colori matt, 20 colori lucidi e 16 colori full body nel formato 5x5 per realizzare infinite composizioni cromatiche e la massima personalizzazione dei progetti. Crea la tua miscela esclusiva utilizzando fino a 6 colori della nostra collezione MATT, LUCIDI e FULL BODY:
visita il sito www.cesiceramica.it.

A range of 40 matt, 20 glossy colours and 16 full body colours in sizes 5x5, available to achieve endless chromatic compositions and fully projects personalization. Make your own exclusive mix in 5x5 by using up to 6 colours of our MATT, HIGH-GLOSSY and FULL BODY range, visit our web site:
www.cesiceramica.it.


5x5 SU RETE - MODULO 30x30 2"x2" ON MESH - MODULE 12"x12"




COPPIA
mix 2 colori 50%
2 colours mix 50%
□ ■




TRIS
mix 3 colori 33%
3 colours mix 33%
□ ■ ■




POKER
mix 4 colori 25%
4 colours mix 25%
□ ■ ■ ■



MIX 5 COLORI
mix 5 colori
5 colours mix 20%
□ ■ ■ ■ ■



MIX 6 COLORI
mix 6 colori
6 colours mix 17%
□ ■ ■ ■ ■ ■



JOLLY
mix da 2 a 6 colori % a richiesta
from 2 to 6 colours mix % upon request

GRES PORCELLANATO SMALTATO
GLAZED PORCELAIN STONEWARE
FULL BODY R10 A+B
GRES PORCELLANATO TUTTA MASSA



WALL 5x5 SU RETE 2"x2" ON MESH . MATT . JOLLY 3 COLOR



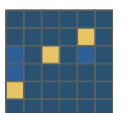
NOTTE




AVIO



CEDRO





WALL 5x5 SU RETE 2"x2" ON MESH . MATT . POKER 4 COLORI



KIWI




MELA



EDERA



ALOE





WALL 5x5 SU RETE 2"x2" ON MESH . MATT . POKER 4 COLORI



QUARZO



PERLA



NERO



BIANCO

WALL 5x5 SU RETE 2"x2" ON MESH . MATT



BIANCO



LE GEOMETRIE


2,5x2,5

LUCIDI . MATT


Le nostre proposte di decori geometrici, i cui colori e finiture sono a scelta del cliente, realizzati su moduli di rete in 30x30, sono di semplice posa, ma di grande impatto. Infinite combinazioni di colori e finiture caratterizzano le nostre soluzioni personalizzate. Progetti di design e decori artistici prendono vita su pavimenti e rivestimenti, con risultati unici dal forte carattere.

Our proposals of geometrical patterns on 30x30 net modules, with customized colours and finishing, are easy to be fixed but really striking! Our tailored solutions are marked out by countless combinations of colours ; design projects and artistic decors come to life on walls and floors of strong personality.


2,5x2,5 SU RETE - MODULO 30x30 1"x1" ON MESH - MODULE 12"x12"




SCACCHIERA
mix 2 colori
2 colours mix



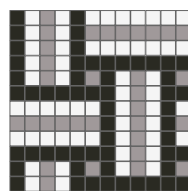
LINEE
mix 2 colori
2 colours mix




ANELLI
mix 2 colori
2 colours mix







DIAGONALE
mix 3 colori
3 colours mix



GIUNCO
mix 3 colori
3 colours mix



DARDO
mix 2 colori
2 colours mix



SOLO GRES PORCELLANATO SMALTATO
ONLY GLAZED PORCELAIN STONEWARE



WALL . 2,5x2,5 1"xi" . MATT/LUCIDO . DARDO 2 COLORI



NAVY



PIOGGIA

DARDO
mix 2 colori 50%
2 colours mix 50%





FLOOR 2,5x2,5 1"x1" . MATT . DIAGONALE 3 COLORI



BIANCO



NERO



AVOCADO



FLOOR 2,5x2,5 1"x1" . MATT/LUCIDO . GIUNCO 2 COLORI




BIANCO



BIANCO



TORBA



LE GEOMETRIE


5x5

LUCIDI . MATT . FULL BODY

Le nostre proposte di decori geometrici, i cui colori e finiture sono a scelta del cliente, realizzati su moduli di rete in 30x30, sono di semplice posa, ma di grande impatto. Infinite combinazioni di colori e finiture caratterizzano le nostre soluzioni personalizzate. Progetti di design e decori artistici prendono vita su pavimenti e rivestimenti, con risultati unici dal forte carattere.


Our proposals of geometrical patterns on 30x30 net modules, with customized colours and finishing, are easy to be fixed but really striking! Our tailored solutions are marked out by countless combinations of colours ; design projects and artistic decors come to life on walls and floors of strong personality.

5x5 SU RETE - MODULO 30x30 2"x2" ON MESH - MODULE 12"x12"




SCACCHIERA

mix 2 colori
2 colours mix




LINEE

mix 2 colori
2 colours mix




ZIG-ZAG

mix 2 colori
2 colours mix




CASSETTONE

mix 3 colori
3 colours mix







TARTAN

mix 3 colori
3 colours mix



SFUMATO

mix 6 colori
6 colours mix



GRES PORCELLANATO SMALTATO
GLAZED PORCELAIN STONWARE
FULL BODY R10 A+B - GRES PORCELLANATO TUTTA MASSA
UNGLAZED PORCELAIN STONWARE



FLOOR . SFUMATO 5 COLORI 5x5 SU RETE 2"x2" ON MESH . FULLBODY

-  SODIO
-  ALLUMINIO
-  ACQUA
-  OSSIDO
-  GIADA
-  NIKEL




WALL 5x5 SU RETE 2"x2" ON MESH . MATT . SCACCHIERA



LAVA



NAVONA





FLOOR 5x5 SU RETE 2"x2" ON MESH . MATT . ZIG ZAG 2 COLORI

WALL 7,5x15 3"x6" . LUCIDO



NERO




BIANCO



TALCO

HOTEL AMO - BY AMANO BERLINO
ATALA GmbH & Co. Fliesen- und Sanitärhandel KG
Berliner



TRANSFER

LUCIDI . MATT



SIZES

10x10
4"x4"

15x15
6"x6"

20x20
8"x8"

10x30
4"x12"

7,5x15
DIAMANTATO
3"x6"

7,5x15
3"x6"



Il transfer rappresenta l'evoluzione dei sistemi di decorazione che, negli ultimi anni, hanno rivoluzionato il processo di decorazione delle piastrelle. Grazie a queste tecniche, la piastrella da mero elemento di rivestimento per pareti e pavimentazioni si è trasformata in oggetto di arredamento di interni e di design, grazie a pattern colorati. Ogni immagine, logo, foto, disegno può essere trasferita mantenendo le caratteristiche tecniche del supporto ceramico in gres porcellanato di resistenza alle abrasioni e agli acidi. Libertà di espressione negli ambienti privati ed un forte potenziale di comunicazione nei luoghi pubblici o di rappresentanza. I transfer possono essere realizzati sui formati 7,5x15, 7,5x15 diamantato, 10x10, 20x20, 10x30 e 15x15 su finitura lucida e/o matt.

Transfer is the evolution of decoration systems which, recently, transformed the decoration process. Thanks to these techniques, tile is no more a mere covering element for walls and floors, but it becomes a real interior design part. Any picture can be transferred keeping anyway the technical features of the ceramic tile, such as resistance to abrasion and acids. Freedom of communication in private places and strong impact in public places. Transfer can be made on 7,5x15, 7,5x15 diamantato, 10x10, 20x20, 10x30 and 15x15 cms tiles. Available in glossy or matt finishing.

UNICO ED ESCLUSIVO

UNIQUE AND EXCLUSIVE

Grazie alla nostra tecnologia è possibile creare la tua piastrella unica ed esclusiva in gres porcellanato matt o lucido. Il prodotto, realizzato con il nostro sistema, rimane stabile nel tempo senza subire alterazioni. È pensato per uso sia in interno sia in esterno; è in grado di resistere agli agenti atmosferici: acqua, vento, grandine, sole e non è attaccabile dagli acidi. La cottura avviene per terzo fuoco. Le temperature e curve del forno variano a seconda dei formati utilizzati.

Thanks to our transfer technic, you can create your unique and exclusive tile, both in mat and glossy finishing. The product, planned for both in and outdoor use, is anti-acid, resists to any weather conditions and doesn't suffer any change over time. It's produced by third firing which temperatures vary according to tile size.



WALL10x10 4"x4" . MATT

WALL 20x20 8"x8" . MATT



REFERENZE

PROJECTS




Ammà Just Pizza - Rivenditore: LOI - Conversano
Fotografo: Simone Boccuzzi




ristorante FIORI Miskl Natalia Galonskaya design
APPARTAMENTO Partento LLC. - MISK



Giovanni Maria Scarabelli (Instagram: Liquid_Momentum)



Tierra_Osteria contemporanea - Matera | Progetto architettonico: Ing. Musci Maria Giacomina
 Pavimenti, rivestimenti e arredo bagno: Domoteka spazi d'autore, Bisceglie (Bt) / Photo credit: Vincenzo Tedesco



Valensole, France
 Progetc Syya Architectes | photograph : Gabrielle Voinot

REFERENZE

PROJECTS



VINACCIA Srl | Progetto Architetto Casa Luigi Di MassaLubrense (Na)
"Africano Food Zone" - Località Nerano Massa Lubrense



Casa FM - Castel San Pietro Terme (BO) www.studio-fem.com
arch. Francesca Morsiani arch. Mujgan Merve Rinaldi
Credit Foto: Kuki Media (<https://kukimedia.art/>)



Brasserie La Cour de Rome
Interior Design Studio JANREJI - Paris



Fleming College A-Wing, Sutherland Campus | Studio GOW HASTINGS ARCHITECTS
Fotografia Tom Arban Photography



Maša Luković MA Interior & furniture designer, Architect
Belgrade, Serbia



BÄM Studio | Arch. Camille Ladan & Erik Weber
www.baemstudio.com - instagram: @baemstudio




Ristorante Purpò - Cattolica | Arch Designer Elisabetta Angelini



Svenska Kakel - Svezia

REFERENZE

PROJECTS



DOMOtèka - spazi d'autore 76011 Bisceglie BT



COMA STUDIO - PARIS
ARCH. Marion Grimaud | www.comastudio.fr




Ristorante I Penelope a casa - Milano



Il Cafè Luna e Sole - SASSARI
LERUA | LEDDA RUSSO ARCHITETTI - www.lerua.it



Blak Tap Craft Burgers & Beer- mall in Qatar
Surface Eleven - Dubai



Giulia Mariani Architetto
Residenza Privata

REFERENZE

PROJECTS



Tunnel Ciclovía - Olanda




Hagakure Noh Samba - Bari | Architetto Enza Martellotta
Interiors Alessandro Iacobellis



Grand Hotel Tremezzo, cucina - Lago di Como



Maison Antonie- Lione



Filippo Francescangeli, Clio Zancanella et David Mélan
Studio Scala - Paris - www.scala-studio.com
Photo & styling : STUDIO BRINTH



Janna e Sole Resort - Budoni, Sardegna Italia



DATI TECNICI TECHNICAL DATA

- 164 MODULARITÀ
- 166 CARATTERISTICHE TECNICHE
- 168 AVVERTENZE
- 176 IMBALLI

MODULARITÀ MODULARITY

La collezione è composta da diversi formati e pezzi speciali, perfettamente modulari tra loro per consentire un'infinita varietà di soluzioni di posa.

Il calibro costante, l'assoluta planarità e ortogonalità delle superfici permette la composizione modulare dei diversi formati e offre al progettista soluzioni compositive originali e innovative per l'edilizia pubblica e residenziale.

Gres porcellanato smaltato classificato gruppo B1b - assorbimento acqua compreso tra 0,5 e 3% - adatto per posa all'interno ed esterno.

Realizzato nei formati: 5x5 / 6x25 / 7,5x7,5 / 7,5x15 / 10x10 / 15x15 / 5x20 / 10x20 / 20x20 / 10x60 / 20x60 / 10x30 / 30x30 e nei formati su rete 3x10 / 5x5 / 2,5x2,5.

The perfect modularity of sizes and special trims allows an endless variety of laying solutions.

The constant caliber, the absolute flatness and orthogonality of the surfaces allows many modular compositions of the different formats, colours and finishes available in our range and offers the designer original solutions for residential and public projects.

Porcelain stoneware belonging to B1b group - water absorption between 0,5 and 3% - suitable for in - and outdoor. Available in sizes: 5x5 / 7,5x7,5 / 7,5x15 / 10x10 / 15x15 / 5x20 / 6x25 / 10x20 / 20x20 / 10x60 / 20x60 / 10x30 / 30x30 and mesh mounted 3x10 / 5x5 / 2,5x2,5.

